

# POLYLINE



The simple water treatment solution

# POLYLINE – THE SIMPLE AND EFFICIENT WATER TREATMENT SOLUTION

Polymer solutions are used everywhere where sedimentation or flotation of suspended solids in water is to be accelerated and the dewatering behaviour of thickened sludge improved, such as in wastewater treatment, paper manufacture, drinking water treatment, and sewage sludge dewatering.

PolyLine® from **sera** is a series of simple and flexible, economical and powerful systems for preparing polymers. The series covers preparation systems that can be used with dry or liquid polymers.

The systems are equipped with a precise flow measurement for solution preparation and filling level measurement, to ensure the efficient and economical operation of the systems.

## SAMPLE APPLICATIONS

- Sludge dewatering / conditioning
- Wastewater treatment
- Paper manufacturing
- Drinking water treatment
- Chemical industry
- Process water treatment
- Power stations
- Shipbuilding

## FEATURES

- Client and application-specific, modular polymer preparation systems
- High-grade PP tanks
- Versatile use with powdery or liquid polymer, or powdery/liquid composite polymer
- High process efficiency due to a virtually complete solution of newly prepared polymer
- The solution concentration is accurately adhered to, as the dry material feeder and the liquid concentrate pump can be calibrated in a reproducible manner
- Low-maintenance filling level measurement due to a continuous, contactless ultrasound sensor
- Very easy to use thanks to its compact PLC and built-in process visualisation and touchscreen
- Modular design based on an intelligent modular system
- Can be optionally customised and expanded with products from the **sera** range

# SYSTEM CONCEPTS

## PolyLine Flow

In the 3-chamber system, the polymer is dissolved with water in the first chamber. The product matures in the second chamber. The finished solution reaches the third chamber via the overflow, where removal takes place. Product entrapment is minimised by a process that is optimally tailored to the task.



## PolyLine Swing

The pendulum system tank consists of two separate chambers. The polymer solution is prepared successively in the chambers. After a defined maturing time, the polymer solution is available for extraction. Product entrapment is excluded.



## PolyLine Double

In the double-deck variant, the chambers are arranged one on top of the other. The polymer is prepared in the upper chamber. After the maturing time is complete, the fully matured product is drained into the lower chamber. Product entrapment is prevented through the process.



# MODEL DEFINITIONS

## PolyLine ... S

**S = solid**  
for use with powdery polymer

PolyLine Flow S



## PolyLine ... L

**L = liquid**  
for use with liquid polymer

PolyLine Flow L



## PolyLine ... SL

**SL = solid/liquid**  
for use with powdery and  
liquid polymer

PolyLine Flow SL



# MODEL DEFINITIONS

PolyLine Swing S



PolyLine Double S



PolyLine Swing L



PolyLine Double L



PolyLine Swing SL



PolyLine Double SL



# TECHNICAL DATA

UNIT DATA		PolyLine Flow 500	PolyLine Flow 1000	PolyLine Flow 2000	PolyLine Flow 4000	PolyLine Flow 8000	
Preparation capacity (at 45 min. maturing time)	l/h	500	1.000	2.000	4.000	8.000	
Weight (empty)	kg	S	250	270	300	380	470
		L	230	240	280	360	450
		SL	270	290	340	410	520

UNIT DATA		PolyLine Swing 500	PolyLine Swing 1000	PolyLine Swing 2000	PolyLine Swing 4000	
Preparation capacity (at 30 min. maturing time)	l/h	500	1.000	2.000	4.000	
Weight (empty)	kg	S	240	240	280	460
		L	230	230	260	440
		SL	260	260	295	480

UNIT DATA		PolyLine Double 500	PolyLine Double 1000	PolyLine Double 2000	
Preparation capacity (at 45 min. maturing time)	l/h	500	1.000	2.000	
Weight (empty)	kg	S	200	240	325
		L	160	200	285
		SL	210	250	335

ELECTRICAL DATA		PolyLine ...
Connection voltage		~3/400 V /Hz + N + PE
Power consumption	approx. kW	2.0
Control voltage	V DC	24
Protection class	Control cabinet	IP 54
	elec. consumers	IP 55


# POLYLINE FLOW DIMENSIONS



		PolyLine Flow ...				
		500	1000	2000	4000	8000
<b>W</b>		990	990	990	1280	1570
<b>H</b>		1552	1552	1822	2112	2327
<b>L</b>	Max. length	2370	2370	2370	3430	4470
<b>N1</b>	Product removal	DN25	DN25	DN32	DN40	DN50
<b>N2</b>	Tank drainage	DN25	DN25	DN25	DN25	DN25
<b>N3</b>	Tank drainage	DN25	DN25	DN25	DN25	DN25
<b>N4</b>	Water supply	DN15/IG½	DN15/IG½	DN15/IG½	DN15/IG1	DN15/IG1
<b>N6</b>	Liquid polymer supply (SL, L variant)	DN5 (T ¾)	DN5 (T ¾)	DN8 (T ¾)	DN8 (T ¾)	DN15 (G1)




# POLYLINE SWING DIMENSIONS



	PolyLine Swing ...			
	500	1000	2000	4000
<b>W</b>	1208	1208	1511	1804
<b>H</b>	1552	1822	2112	2327
<b>L</b>	1990	1990	2990	4000
<b>N1</b> Product removal	DN25	DN25	DN32	DN40
<b>N2</b> Tank drainage	DN25	DN25	DN25	DN25
<b>N3</b> Tank drainage	DN25	DN25	DN25	DN25
<b>N4</b> Water supply	DN15/IG½	DN15/IG½	DN15/IG½	DN15/IG1
<b>N6</b> Liquid polymer supply (SL, L variant)	DN5 (T ¾)	DN5 (T ¾)	DN8 (T ¾)	DN8 (T ¾)




# POLYLINE DOUBLE DIMENSIONS




	PolyLine Double ...		
	500	1000	2000
<b>W</b>	1470	1621	2179
<b>H</b> Max. height	2001	2562	2531
<b>L</b>	1540	1750	2200
<b>N1</b> Product removal	DN25	DN25	DN32
<b>N2</b> Tank drainage	DN25	DN25	DN25
<b>N4</b> Water supply	DN15/IG½	DN15/IG½	DN15/IG½
<b>N5</b> Overflow	DN25	DN25	DN25
<b>N6</b> Liquid polymer supply (SL, L variant)	DN5 (T ¾)	DN5 (T ¾)	DN8 (T ¾)

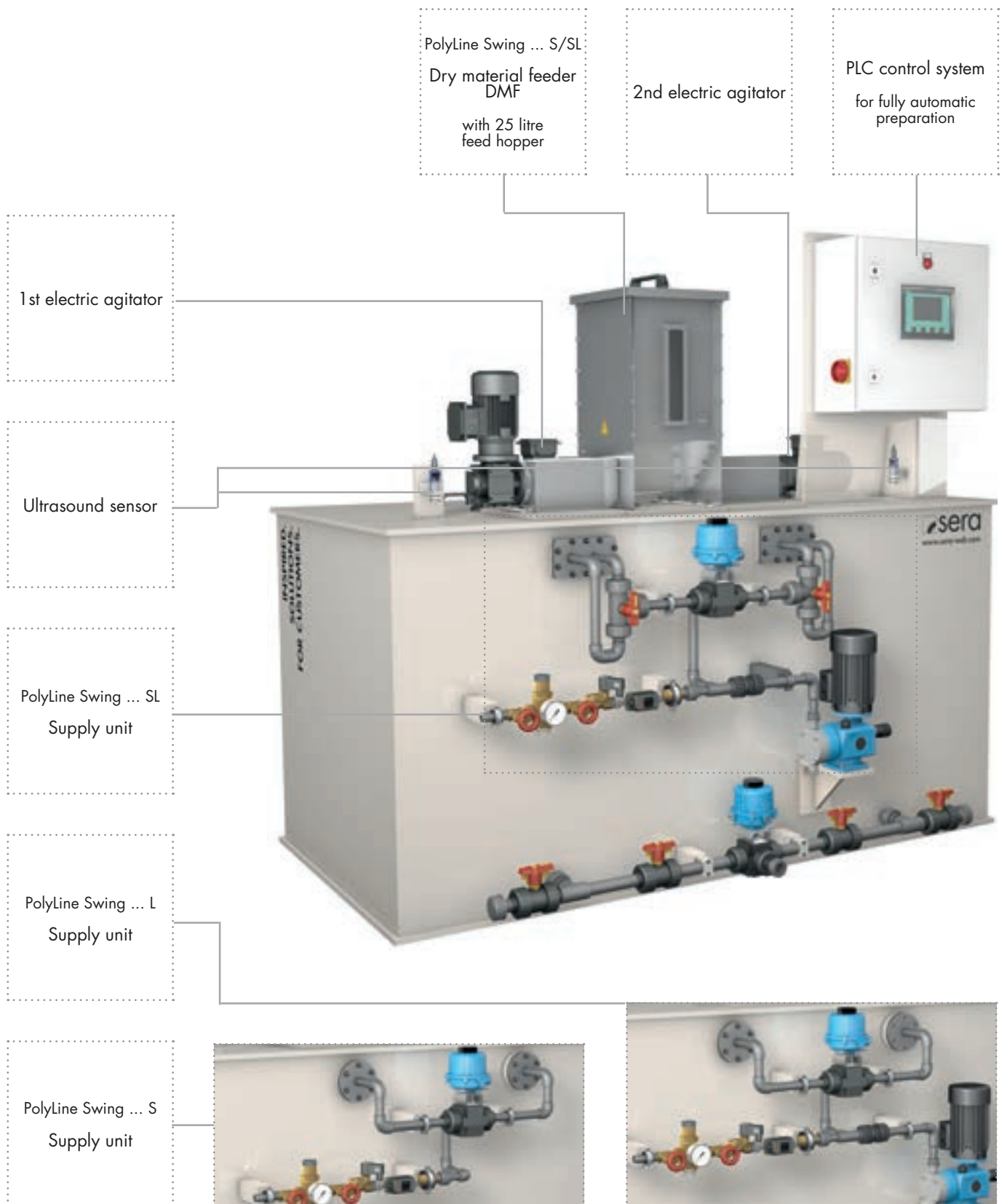
# POLYLINE FLOW BASIC DESIGN




# POLYLINE FLOW ADDITIONAL FEATURES



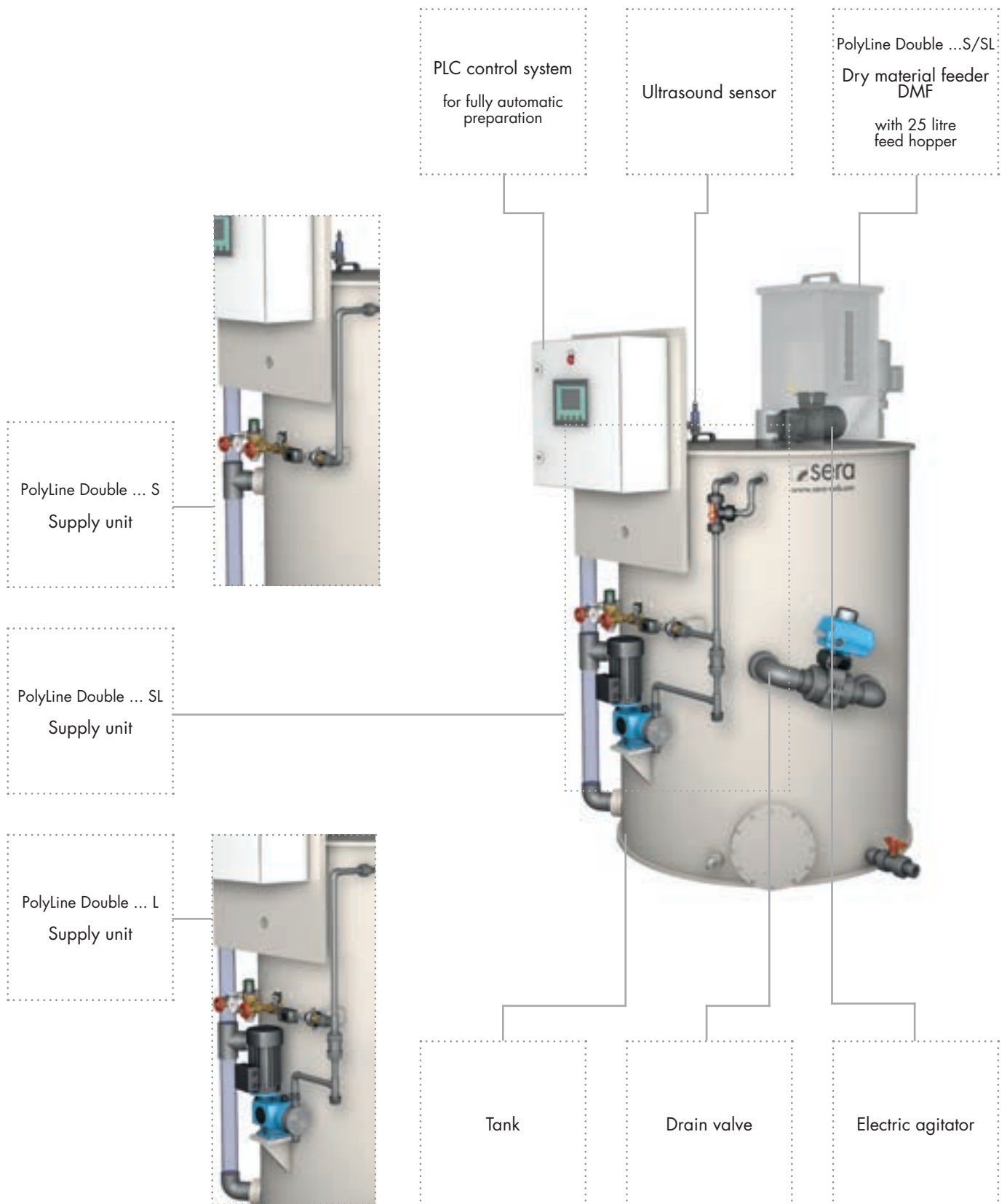
# POLYLINE SWING BASIC DESIGN



# POLYLINE SWING ADDITIONAL FEATURES




# POLYLINE DOUBLE BASIC DESIGN

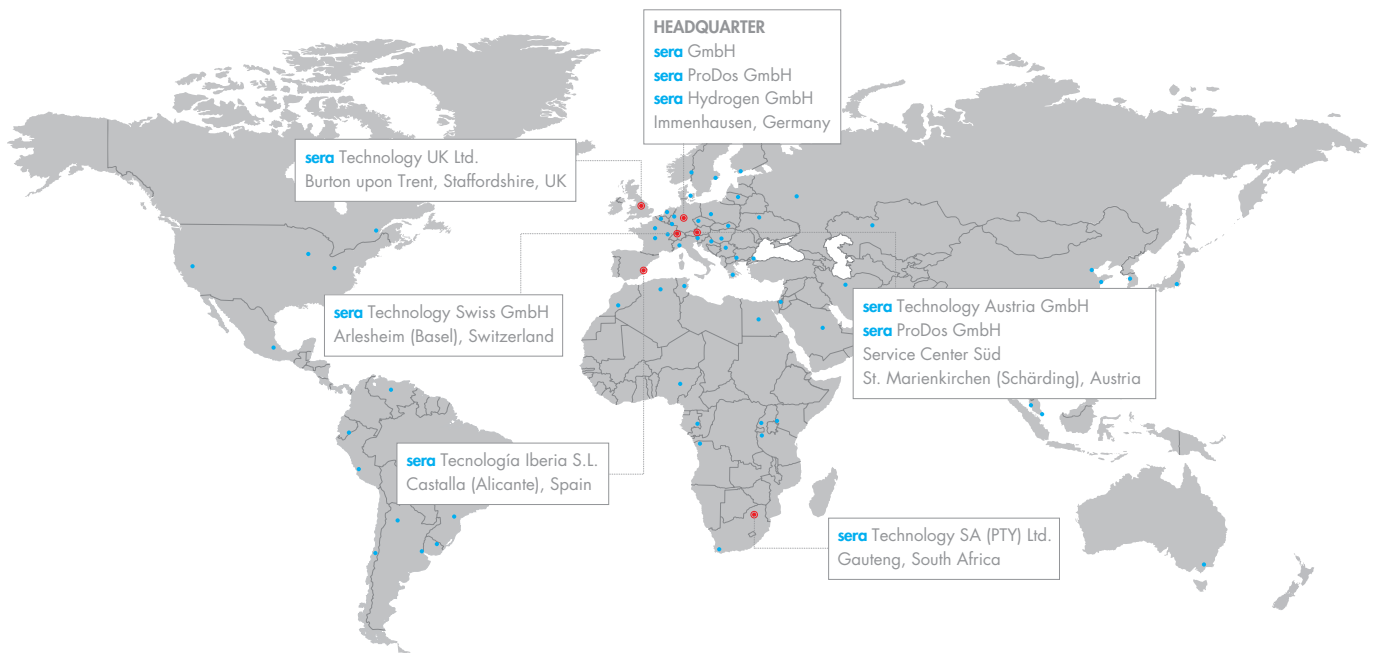




# POLYLINE DOUBLE ADDITIONAL FEATURES







## WORKING FOR YOU ALL OVER THE WORLD

### **sera** GmbH

sera-Straße 1  
 34376 Immenhausen  
 Germany

Tel.: +49 5673 999-02  
 Fax: +49 5673 999-03

[info@sera-web.com](mailto:info@sera-web.com)  
[www.sera-web.com](http://www.sera-web.com)

### **sera** ProDos GmbH

sera-Straße 1  
 34376 Immenhausen  
 Germany

Tel.: +49 5673 999-02  
 Fax: +49 5673 999-03

[sales.prodos@sera-web.com](mailto:sales.prodos@sera-web.com)  
[www.sera-web.com](http://www.sera-web.com)

### **sera** Hydrogen GmbH

sera-Straße 1  
 34376 Immenhausen  
 Germany

Tel.: +49 5673 999-04  
 Fax: +49 5673 999-05

[sales.hydrogen@sera-web.com](mailto:sales.hydrogen@sera-web.com)  
[www.sera-web.com](http://www.sera-web.com)

### **sera** ProDos GmbH Service Center Süd

Gewerbestraße 5  
 4774 St. Marienkirchen (Schärding)  
 Austria

Tel.: +49 5673 999-02  
 Fax: +49 5673 999-03

[sales.prodos@sera-web.com](mailto:sales.prodos@sera-web.com)  
[www.sera-web.com](http://www.sera-web.com)

### **sera** Technology Austria GmbH

Gewerbestraße 5  
 4774 St. Marienkirchen (Schärding)  
 Austria

Tel.: +43 7711 31777-0  
 Fax: +43 7711 31777-20

[sales.at@sera-web.com](mailto:sales.at@sera-web.com)  
[www.sera-web.com](http://www.sera-web.com)

### **sera** Technology Swiss GmbH

Altenmattweg 5  
 4144 Arlesheim  
 Switzerland

Tel.: +41 61 51142-60  
 Fax: +41 61 51142-61

[sales.ch@sera-web.com](mailto:sales.ch@sera-web.com)  
[www.sera-web.com](http://www.sera-web.com)

### **sera** Technology UK Ltd.

Unit 5, Granary Wharf Business Park  
 Wetmore Road, Burton upon Trent  
 Staffordshire DE14 1DU  
 United Kingdom

Tel.: +44 1283 753400  
 Fax: +44 1283 753401

[sales.uk@sera-web.com](mailto:sales.uk@sera-web.com)  
[www.sera-web.com](http://www.sera-web.com)

### **sera** Technology SA (PTY) Ltd.

Unit 3-4, Airborne Park  
 Cnr Empire & Taljaard Str Bartletts  
 Boksburg, 1459 Gauteng  
 South Africa

Tel.: +27 11 397 5120  
 Fax: +27 11 397 5502

[sales.za@sera-web.com](mailto:sales.za@sera-web.com)  
[www.sera-web.com](http://www.sera-web.com)

### **sera** Tecnología Iberia S.L.

Calle Cocentaina n°8,  
 03420 Castalla  
 (Alicante)  
 Spain

Tel: +34 666024 388

[sales.es@sera-web.com](mailto:sales.es@sera-web.com)  
[www.sera-web.com](http://www.sera-web.com)