

# INDUSTRY & PROCESS SOLUTIONS



INSPIRED. SOLUTIONS. FOR CUSTOMERS.



The image shows a low-angle shot of a modern building with a glass and metal facade. The sun is shining brightly from the left, creating a lens flare effect. On the upper right part of the building, the 'sera' logo is visible, consisting of a stylized blue and white square icon followed by the word 'sera' in a bold, sans-serif font.

## sera

### A company of the future

**sera** is one of the world's leading companies in the field of dosing and compressor technology. For 80 years, the **sera Group** has been developing and producing application solutions that depend on the precise dosing, pumping and compression of liquids and gases.

**sera** is an independent family-owned company headquartered in Immenhausen. In addition to subsidiaries in Great Britain, Austria, Switzerland, South Africa and Spain, **sera** also operates branches in Italy and the United Arab Emirates. More than 30 strong partners represent **sera** in over 80 countries, ensuring expert support, advice and services locally worldwide.




# EXCELLENCE IN FLUID TECHNOLOGY

**We create added value for people and the environment.**

As an environmental technology company, **sera** offers a wide range of products that provide the right solutions for many of your applications worldwide. **sera** products are used wherever the precise dosing and pumping of chemicals and liquids is required, for example in water and waste water treatment and disinfection.

Customised solutions round off our portfolio. In addition, our customers worldwide benefit from our comprehensive services: from support in the planning and commissioning of systems, to the quick and easy replacement of devices worldwide, to the development of innovative technologies.



## **Comprehensive product portfolio**

We create customised solutions for your application. Not only can you choose from a wide range of standard products and material designs, but you can also have customer-specific systems configured entirely according to your requirements.

## **The customer is our top priority**

Assigned, expert contact persons throughout the entire offer, order and project realisation process ensure that you receive optimal customer care and advice. We respond flexibly to your needs and are quick and reliable in our processing and handling. From engineering to production and after-sales service, we offer you high-quality products and services.

## **Long-lasting products and high quality**

For 80 years, the name **sera** has stood for exceptional quality and expertise. We develop dosing pumps and systems for extreme operating conditions and long runtimes. That is why the quality and reliability of our products are our top priority. Place your trust in the expertise and experience of our team.

# CUSTOMER SOLUTIONS

## Our competence for your success

The requirements and dosing processes of our customers are extremely varied in the area of industrial and process solutions. Individual challenges must be identified and solved.

As a system provider of dosing technology, **sera** is able to understand these different processes and develop tailor-made solutions to meet any customer requirements. Particular attention is devoted to considering the interfaces: For which point in the cus-

tomised process are our solutions intended and how can they be integrated smoothly? Only when these essential questions have been answered a smooth project management can be ensured for the customer.

**sera** is able to draw on a multitude of product solutions that it has developed itself to complete various dosing tasks, such as preparation and dosing stations with the associated dosing pumps and appropriate accessories.

A decision is made in each case about which components are actually required to complete the dosing task and which are not. As a result, the dosing systems are adapted to the needs of the specific application.

In terms of design, the individual parameters and customer requirements are implemented by the company's own engineering department, so that the customer has a customised solution for their dosing task – all from one source!

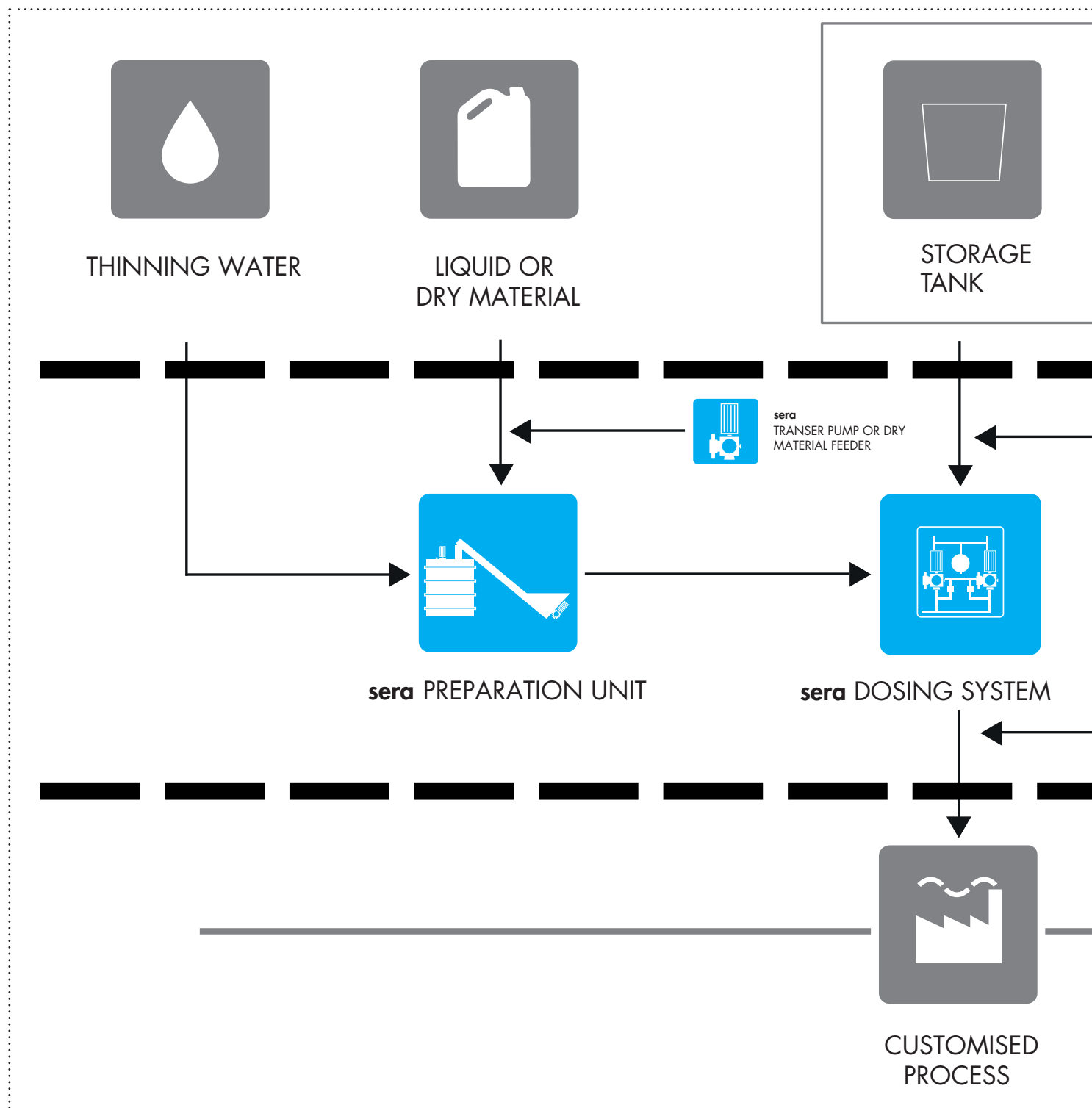




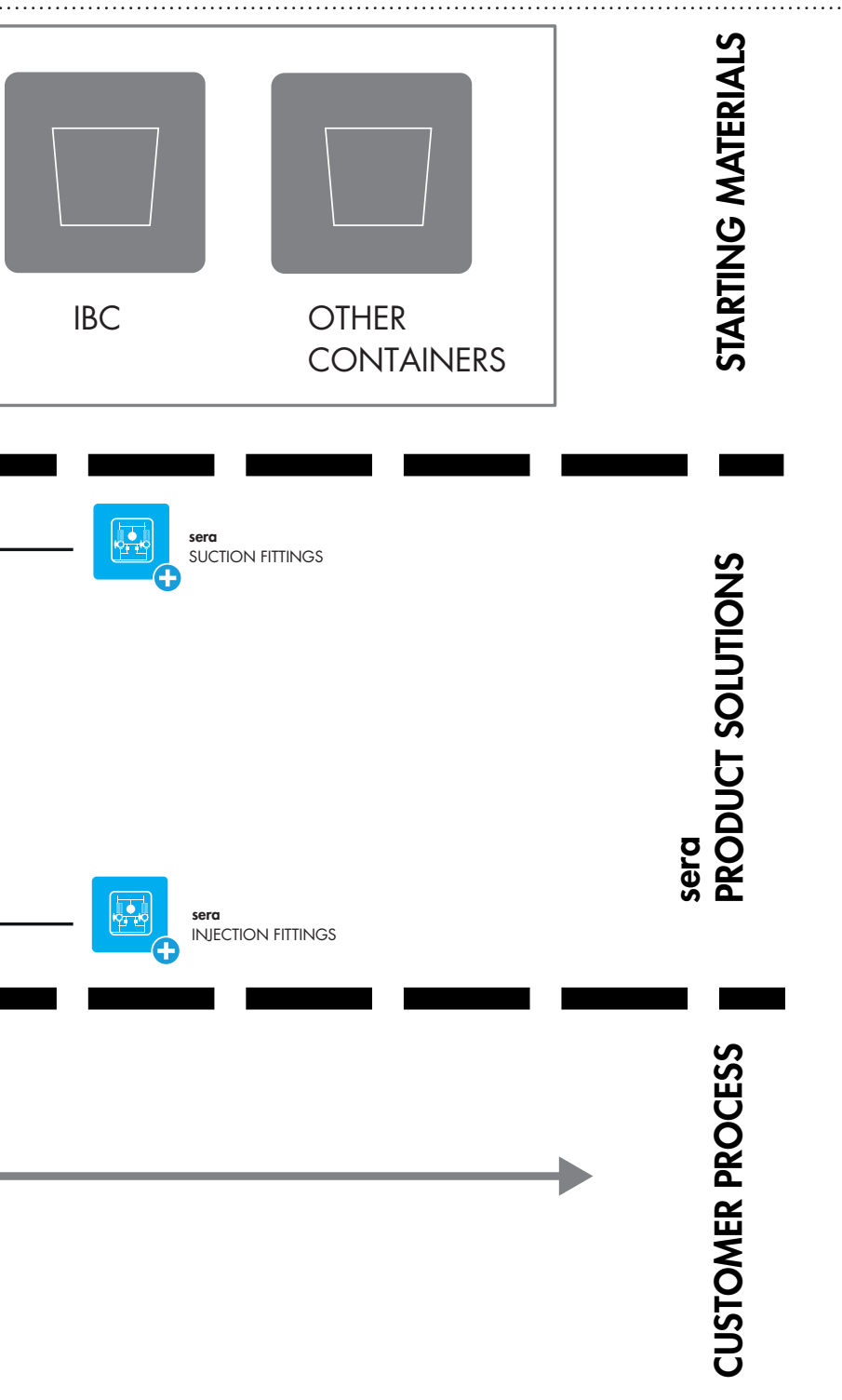


# FOR EVERY PROCESS STEP THE PERFECT SOLUTION

The process of the industry technology









# OUR DOSING SYSTEMS AND UNITS - THE BEST SOLUTION FOR YOUR APPLICATION

## STANDARD DOSING SYSTEMS




### CVD1 - COMPACT DOSING SYSTEM, VERTICAL

Flow rate: up to 1450 l/h

Pressure: up to 10 bar

[Page 9](#)



### CVD2 - COMPACT DOSING SYSTEM, VERTICAL

Flow rate: up to 2x 1450 l/h

Pressure: up to 10 bar

[Page 10](#)



### CTD - COMPACT DOSING STATION

Tank volume: 40-1000 litres

Flow rate: 0.4 - 570 l/h

Pressure: up to 10 bar

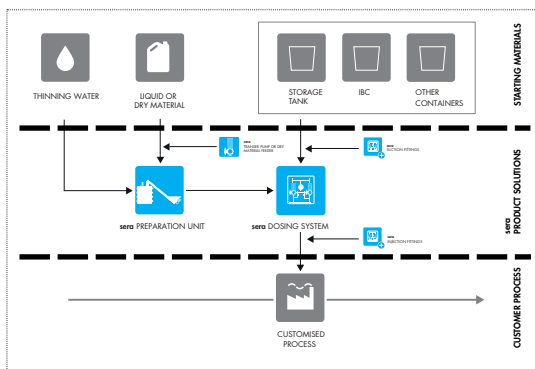
[Page 11](#)



### POLYLINE - PREPARATION AND DOSING UNITS

Polymer preparation volume: 500 - 8000 l/h

[Page 12 - 17](#)



### CUSTOMIZED SOLUTIONS

Individual design for your application

[Page 7](#)

# COMPACT DOSING UNITS, VERTICAL DESIGN CVD1



## OVERVIEW

The most modern pump technology  
Standardized mounting plates  
Space-saving wall mounting  
Wide range of applications  
High safety standard  
Large range of capacity  
High dosing accuracy  
Easy to operate  
Low maintenance  
Complete range of accessories

## TECHNICAL DATA

UNIT DATA		CVD1(s)-60.1	CVD1(s)-550.1	CVD1(s)-1500.1
Flow capacity	l/h	0 - 60	0 - 550	0 - 1500
Permissible counter pressure	bar (max)	10	8	5
Permissible suction head	mWC (max)	3	3	3
Number of pumps	Quantity	1	1	1

## BASIC DESIGNS

### CVD 1 s

Dosing pump  
2-way shut-off valve on the pressure side (Shut off/Emptying)  
Diaphragm relief valve  
Wall mounting plat made of PP (H=1.000mm, with drip pan)  
Piping on pressure side made of PVC-U or PP  
Seals made of EPDM or FPM

Connection suction side: External thread of pump's suction valve  
Connection pressure side: External thread of final shut-off valve

### CVD 1

Dosing pump  
2-way shut-off valve on the pressure side (Shut off/Emptying)  
Diaphragm relief valve  
Wall mounting plat made of PP (H=1.500mm, with drip pan)  
Piping on pressure side made of PVC-U or PP  
Seals made of EPDM or FPM

Connection suction side: External thread of pump's suction valve  
Connection pressure side: External thread of final shut-off valve



# COMPACT DOSING UNITS, VERTICAL DESIGN CVD2



## OVERVIEW

The most modern pump technology  
Standardized mounting plates  
Space-saving wall mounting  
Wide range of applications  
High safety standard  
Large range of capacity  
High dosing accuracy  
Easy to operate  
Low maintenance  
Complete range of accessories

## TECHNICAL DATA

UNIT DATA		CVD2-60.1	CVD2-550.1	CVD2-1500.1
Flow capacity	l/h	2x 0 - 60	2x 0 - 550	2x 0 - 1500
Permissible counter pressure	bar (max)	10	8	5
Permissible suction head	mWC (max)	3	3	3
Number of pumps	Quantity	2	2	2

## BASIC DESIGNS

### CVD 2

2x Dosing pump  
2-way shut-off valve on the pressure side (Shut off/Emptying)  
Diaphragm relief valves  
Wall mounting plat made of PP (H=1.500mm, with drip pan)  
Piping on pressure side made of PVC-U or PP  
Seals made of EPDM or FPM

Connection suction side: External thread of pump's suction valve  
Connection pressure side: External thread of final shut-off valve

# COMPACT DOSING STATIONS CTD



## OVERVIEW

- Standardized dosing tanks
- Space-saving wall mounting
- Wide range of applications
- High safety standard
- High quality materials
- Easy to operate
- Low maintenance
- Complete range of accessories

## TECHNICAL DATA

UNIT DATA		CTD - ...						
		.. 40.1	.. 75.1	.. 100.1	.. 200.1	.. 300.1	.. 500.1	.. 1000.1
Tank volume	Litres	40	75	100	200	300	500	1.000
Flow capacity	l/h	0,4...35	0,4...180	0,4...180	0,4...570	0,4...570	0,4...570	0,4...570
Permissible counterpressure	bar (max)	10	10	10	10	10	10	10
Nominal width of suction lance	DN	5	5/10	5/10	5/10/15	5/10/15	5/10/15	5/10/15

## BASIC DESIGNS

### CTD

Dosing tank (PE-transparent) with litre scale and cover (DIN162)

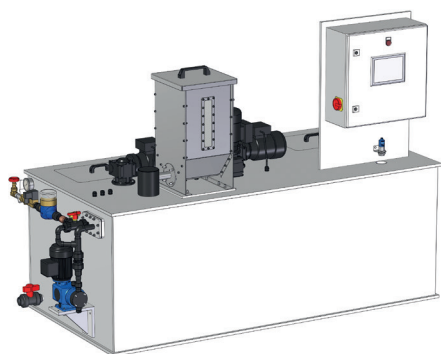
Suction lance with foot valve and sieve

Ventilation- / exhaust bow with hose nozzle

Brackets for floor mounting



# PREPARATION UNIT FOR POLYMERS, POLYLINE FLOW



## OVERVIEW

Fully automatic preparation of organic flocculant aid (pulverized and/or liquid)  
 Process logic control (PLC)  
 Selectable concentration of prepared solution  
 Feeding device  
 Dry material feeder with thermal protection zone  
 Pump for liquid polymer (option)  
 Dissolving water unit  
 Electric agitators  
 Performance graduation that meets the requirements

## TECHNICAL DATA

DEFINITION of the types		
PolyLine ... <b>S</b>	S = solid	for preparation with polymer in powder form
PolyLine ... <b>L</b>	L = liquid	for preparation with liquid polymer
PolyLine ... <b>SL</b>	SL = solid/liquid	for preparation with polymer in powder form and/or liquid polymer

UNIT DATA		PolyLine Flow 500	PolyLine Flow 1000	PolyLine Flow 2000	PolyLine Flow 4000	PolyLine Flow 8000
Preparation capacity (at 45 min. maturing time)	l/h	500	1.000	2.000	4.000	8.000
Weight (empty)	kg	S	250	270	300	380
		L	230	240	280	360
		SL	270	290	340	410

ELECTRICAL DATA		PolyLine Flow ... S/L/SL
Supply voltage		~3/400 V /Hz + N + PE
Power consumption	approx. kW	2,0
Control voltage	V DC	24
Enclosure	Control cabinet	IP 54
	electr. consumer	IP 55

## BASIC DESIGNS

### PolyLine Flow S

3-Chamber tank made of PP  
Control (PLC) for fully automatic preparation  
Dry material feeder (DMF) with hopper, 25 liters  
Feeding device  
2x electric agitator (low speed)  
Level monitoring  
Dissolving water unit  
Language on display de/en

### PolyLine Flow L

3-Chamber tank made of PP  
Control (PLC) for fully automatic preparation  
Dosing pump for liquid polymer  
Feeding device  
2x electric agitator (low speed)  
Level monitoring  
Dissolving water unit  
Language on display de/en

### PolyLine Flow SL

3-Chamber tank made of PP  
Control (PLC) for fully automatic preparation  
Dry material feeder (DMF) with hopper, 25 liters  
Dosing pump for liquid polymer  
Feeding device  
2x electric agitator (low speed)  
Level monitoring  
Dissolving water unit  
Language on display de/en



# PREPARATION UNIT FOR POLYMERS, POLYLINE SWING



## OVERVIEW

- Fully automatic preparation of organic flocculent aid (pulverized and/or liquid)
- Process logic control (PLC)
- Selectable concentration of prepared solution
- Feeding device
- Dry material feeder with thermal protection zone
- Pump for liquid polymer (option)
- Dissolving water unit
- Electric agitators
- Performance graduation that meets the requirements

## TECHNICAL DATA

DEFINITION of the types		
PolyLine ... <b>S</b>	S = solid	for preparation with polymer in powder form
PolyLine ... <b>L</b>	L = liquid	for preparation with liquid polymer
PolyLine ... <b>SL</b>	SL = solid/liquid	for preparation with polymer in powder form and/or liquid polymer

UNIT DATA			PolyLine Swing 500	PolyLine Swing 1000	PolyLine Swing 2000	PolyLine Swing 4000
Preparation capacity (at <b>30</b> min. maturing time)	l/h		500	1.000	2.000	4.000
Weight (empty)	kg	S	240	240	280	460
		L	230	230	260	440
		SL	260	260	295	480

ELECTRICAL DATA		PolyLine Swing ... S/L/SL	
Supply voltage		~3/400 V /Hz + N + PE	
Power consumption	approx. kW	2,0	
Control voltage	V DC	24	
Enclosure	control cabinet	IP 54	
	electr. consumer	IP 55	

## BASIC DESIGNS

### PolyLine Swing S

2-Chamber tank made of PP  
Control (PLC) for fully automatic preparation  
Dry material feeder (DMF) with hopper, 25 liters  
Feeding device  
2x electric agitator (low speed)  
2x Level monitoring  
Dissolving water unit  
Language on display de/en

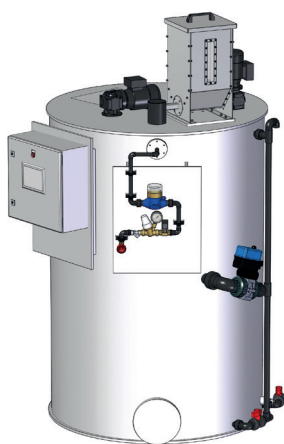
### PolyLine Swing L

2-Chamber tank made of PP  
Control (PLC) for fully automatic preparation  
Dosing pump for liquid polymer  
Feeding device  
2x electric agitator (low speed)  
2x Level monitoring  
Dissolving water unit  
Language on display de/en

### PolyLine Swing SL

2-Chamber tank made of PP  
Control (PLC) for fully automatic preparation  
Dry material feeder (DMF) with hopper, 25 liters  
Dosing pump for liquid polymer  
Feeding device  
2x electric agitator (low speed)  
2x Level monitoring  
Dissolving water unit  
Language on display de/en

# PREPARATION UNIT FOR POLYMERS, POLYLINE DOUBLE



## OVERVIEW

Fully automatic preparation of organic flocculent aid (pulverized and/or liquid)  
 Process logic control (PLC)  
 Selectable concentration of prepared solution  
 Feeding device  
 Dry material feeder with thermal protection zone  
 Pump for liquid polymer (option)  
 Dissolving water unit  
 Electric agitator  
 Performance graduation that meets the requirements

## TECHNICAL DATA

DEFINITION of the types		
PolyLine ... <b>S</b>	S = solid	for preparation with polymer in powder form
PolyLine ... <b>L</b>	L = liquid	for preparation with liquid polymer
PolyLine ... <b>SL</b>	SL = solid/liquid	for preparation with polymer in powder form and/or liquid polymer

UNIT DATA			PolyLine Double 500	PolyLine Double 1000	PolyLine Double 2000
Preparation capacity (at 45 min. maturing time)	l/h		500	1.000	2.000
Weight (empty)	kg	S	200	240	325
		L	160	200	285
		SL	210	250	335

ELECTRICAL DATA		PolyLine Double ... S/L/SL	
Supply voltage		~3/400 V /Hz + N + PE	
Power consumption	approx. kW	2,0	
Control voltage	V DC	24	
Enclosure	control cabinet	IP 54	
	electr. consumer	IP 55	



## BASIC DESIGNS

### PolyLine Double S

2-Chamber tank made of PP  
Control (PLC) for fully automatic preparation  
Dry material feeder (DMF) with hopper, 25 liters  
Feeding device  
Electric agitator (low speed)  
Level monitoring  
Dissolving water unit  
Language on display de/en

### PolyLine Double L

2-Chamber tank made of PP  
Control (PLC) for fully automatic preparation  
Dosing pump for liquid polymer  
Feeding device  
Electric agitator (low speed)  
Level monitoring  
Dissolving water unit  
Language on display de/en

### PolyLine Double SL

2-Chamber tank made of PP  
Control (PLC) for fully automatic preparation  
Dry material feeder (DMF) with hopper, 25 liters  
Dosing pump for liquid polymer  
Feeding device  
Electric agitator (low speed)  
Level monitoring  
Dissolving water unit  
Language on display de/en

# EXAMPLES OF CUSTOMISED SOLUTIONS



## SERA MIXING AND DOSING STATION FOR CAUSTIC SODA FOR THE POWER PLANT SECTOR

- **sera** multi-layer diaphragm pumps in a redundant design for maximum process safety
- Safety valves designed to protect the pump and pipes from excessive pressure



- A concentrated (50%) solution of NaOH is diluted to the desired concentration in a 3,000-litre storage tank of water
- A collecting basin features country-specific approval for safe operation



- An agitator produces a homogeneous solution
- Fluid level and temperature gauges for safe, uninterrupted plant operation

### PORTABLE MIXING AND DOSING STATION FOR THE CHEMICALS INDUSTRY

- Mobile platform truck with 100-litre dosing tank featuring agitator, fluid level gauge and other fittings
- Centrifugal pump for the transfer of chemicals during the customer process
- Collecting basin in case of leakage
- Control panel for on-site operation



### PRESSURE BOOSTING UNIT FOR ADBLUE IN THE AUTOMOTIVE INDUSTRY

- Dosing unit for the automotive sector (urea)
- Two three-headed pumps type MK/MF/MK410.2-1450e
- Maximum flow rate of 4,350 l/h per pump with low pulsation
- Safe operation and easy service thanks to two electric diaphragm valves and a number of ball cocks





# EXAMPLES OF CUSTOMISED SOLUTIONS



## DOSING UNIT FOR WASTEWATER TREATMENT IN A CLOSED STAINLESS STEEL SAFETY CABINET

- Closed safety cabinet made of stainless steel for maximum protection against environmental factors
- External suction and pressure connections and cable terminal boxes make up the main electrical interface of the unit



- Two dosing lines with an additional stand-by pump to increase system availability
- Multi-layer diaphragm pump with built-on frequency converter to set variable flow rates
- Pulsation damper to regulate the flow rate and reduce fluctuations in the piping system
- Rinsing and ventilating connections for easy commissioning and safe maintenance of the plant



## DOSING CONTAINER FOR AMMONIA WATER

- Dosing container with special coating for saline ambient air
- Climate-control system to keep interior temperatures constant
- Dosing unit for aqueous ammonia with multi-layer diaphragm pumps

## PREPARATION AND DOSING UNITS FOR POLYMER SOLUTIONS IN A CLOSED CONTAINER

- Weather-protected and heat-insulated container unit including heating system, lighting and ventilation
- Container contains a 3-chamber polymer continuous flow systems (type: **sera** PolyLine Flow 2000 S)
- Dry material feeder with small-parts conveyor device and 200-litre storage tank for dry polymer
- Two eccentric worm pumps with frequency converters to inject the polymer solution to the process
- Entire unit features central control cabinet (SPS technology) including customised programming





# EXAMPLES OF CUSTOMISED SOLUTIONS



## DOSING OF H<sub>2</sub>SO<sub>4</sub> 96%

- Dosing systems with innovative multiphase motor pumps and flow measurement for maximum precision
- System piping made of stainless steel with stand-by construction and design
- Maximum safety thanks to splash guard, intelligent diaphragm monitoring and operating condition notifications



## DOSING OF AMMONIA SOLUTIONS AT POWER PLANTS

- All-in-one dosing station on a gridiron with collecting basin
- Two high-pressure pumps with multilayer diaphragm technology ensure optimal dosing precision
- Stainless steel preparation tank and control cabinet for automatic operation of the systems



## CONTAINER FOR DOSING TRISODIUM PHOSPHATE AT POWER PLANTS

- Two completely assembled dosing systems with collecting basins in one container with double doors
- Location can be determined by customer; easy to retrofit
- Dosing stations with two dosing/metering pumps each and one preparation pump to ensure optimal availability of chemicals



## DOSING PHYTASE

- Complete dosing units with downstream spraying units to supply phytase during pellet production
- Plastic dosing tank with level monitoring and collecting basins
- High dosing accuracy thanks to diaphragm pump with electrical operation via a 4..20mA signal.
- Measures exact dosing quantities with Coriolis flow meter



## DOSING OXYGEN BINDERS

- Compact dosing pallet with drip tray and optional splash guard for dosing oxygen binders for steam generators
- Easy plug-and-dose design
- Dosing system with relief valve and pulsation damper for an even flow rate



## DOSING SYSTEM FOR DEXTRIN

- Diaphragm pumps with stainless steel heads, 1450l/h capacity, in a stand-by design
- Stainless steel frame construction for floor installation with drip tray and piping in stainless steel
- Pressure manometer and stainless steel pulsation damper for ideal operation







## BONN - WASTE RECYCLING

Recycling of the waste from Bonn and the surrounding region is carried out by Müllverwertungsanlage Bonn GmbH (MVA), a subsidiary of Stadtwerke Bonn (Bonn Public Utilities). Over 1,000 tonnes of waste, which has to be disposed of in a safe and environmentally friendly way, is delivered to it every working day. In a complex thermal process, the waste is first incinerated and then processed. Flue gases are created when the refuse is burnt.

Their energy is recovered by means of a boiler or steam generator that is downstream from the incineration process. As the hot flue gases flow through the boiler, they are cooled down, while the boiler feed water heats up and evaporates. The steam created is then used to generate electricity and heat. In the downstream condenser, the steam is liquefied again and returned to the feed water. The feed and boiler water must meet certain requirements to be able to operate a boiler safely and without causing damage.

**sera** designed and supplied a special dosing system for the boiler plant at MVA Bonn. Two independent dosing systems for caustic soda and ammonia solution have been installed in this plant, which condition the boiler water in such a way that it corresponds to the specifications of the VGB guidelines for power station operation. Both systems have dosing pumps, fittings, 500 litre batching tanks, fill level sensors, collecting basins and space for delivery containers. As ammonia solution is a volatile chemical, this part of the system has a gas-tight design. A shared control cabinet monitors the two dosing systems and pro-

vides information to the control centre at MVA Bonn. Decentralised monitoring and control of the systems is therefore possible.

The application solutions are both made fully automatically and with level monitoring from a mixture of concentrate and water. Dosing of the prepared solutions is carried out with controllable **sera** diaphragm and/or piston pumps. The demand on and adjustment of the pumping capacities depend on the operation of the higher level system parts.

**sera** dosing pumps ensure that there is a consistent pH value in the boiler feed water by adding caustic soda and that the condensate has a pH value of approx. 9.5 to protect the feed water and condensate pipes.

In this way, the boiler and pipes in the thermal section of the MVA have the optimal permanent corrosion protection.







## PHNOM PENH - HEINEKEN BREWERY

Approximately 50 million tons of caustic soda are produced annually and used in various ways in industry. **sera** has developed a cost-effective system solution specifically for use in the food industry, which has a variable but large demand for alkaline cleaning agents such as caustic soda. This enables safe and efficient preparation of caustic soda based on sodium hydroxide (NaOH) in solid form (pellets, flakes, pearls or powder) and water.

Breweries use caustic soda particularly because it is cost-effective: transport, delivery and storage of goods in sacks with undissolved solids is significantly less expensive than ready-made solutions. The extensive building work which is required to accommodate delivery of ready-made solutions in tankers containing hazardous substances is also unnecessary. Above all, however, the well-known suppliers in the drinks industry value the flexibility that they have with their own preparation unit: solutions are prepared as required and their concentration can be adjusted by increasing or lowering the amount of solid materials added.

These factors also played a part in the decision of Heineken, the operator of the Cambodia Brewery Ltd. in Phnom Penh, to go back to a caustic soda preparation unit in its renovation of the brewery in 2016.

The system supplied consists of a stainless steel batching tank, an agitator and a special conveyor that is separate from the batching tank. The conveyor consists of a feed hopper and a stainless steel

screw-conveyor that carries the solid materials to the batching tank. With this design, the operating personnel are not in the immediate danger area of the batching tank in which the solid matter reacts exothermically with water.

The batching tank has a level indicator with a shut-off valve, a temperature display and a pipe safety cage to prevent accidental physical contact. The prepared solution is transferred into a larger storage tank either by a **sera** refilling system.

A **sera** CVD (Compact Vertical Dosing) system with a modular design is also provided to remove the solution from the storage tank and feed it precisely into the cleaning process.





# POWERFUL SERVICE DIRECTLY FROM THE MANUFACTURER

Technical equipment, systems and components are the heart of many production and work processes. They often work under extreme conditions, have to meet high standards and function reliably to ensure your operational processes. However, like any technical facility, they are subject to natural wear and tear, which can become a significant risk without regular maintenance.

The consequences of inadequate service range from a gradual loss of efficiency and higher energy and operating costs to sudden, unplanned outages. Such disruptions can cause production downtime, jeopardise delivery times and significantly increase your operating costs. In the worst case, there is a risk of damage that would require the complete renewal of components or systems.

Regular servicing is the key to avoiding such scenarios. It guarantees the long-term reliability and durability of your systems, minimises downtime and protects your investments. In addition, professional maintenance helps to increase the safety of your processes and to comply with legal requirements.

## Your added value with sera service

- **Reliable maintenance**  
Regular inspections and preventive maintenance by our experts ensure a high level of availability and extend the service life of your systems.
- **Fast assistance worldwide**  
With eight of our own locations and over 30 trained trade partners, we offer you service in more than 80 countries – quickly, flexibly and with a focus on solutions.
- **Efficient device replacement**  
Should a device fail, our worldwide replacement service ensures minimal disruption to your operations.
- **Customised support**  
Whether complete systems or individual components – our service adapts to your specific requirements.
- **Expertise on the ground**  
Our technicians are always up to date with the latest technology and work efficiently to minimise downtime.

Our services support you in all areas – from installation and regular maintenance to repairs and the replacement of defective devices. With **sera** service, you have a partner at your side that not only offers quick solutions but also guarantees long-term reliability. This is how we ensure that your plants, systems and components always work optimally.



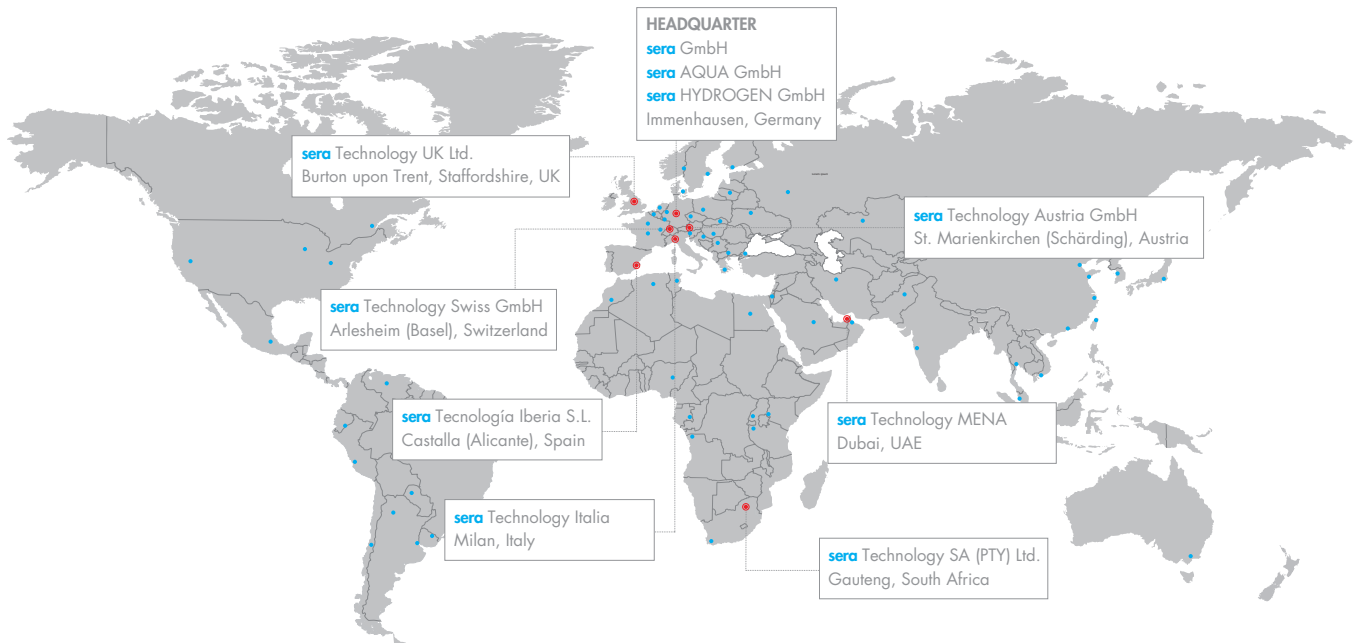


# SERVICE





FOLLOW US



## WORKING FOR YOU ALL OVER THE WORLD

### sera GmbH

sera-Straße 1  
34376 Immenhausen  
Germany

Tel.: +49 5673 999-00

info@sera-web.com

### sera AQUA GmbH

sera-Straße 1  
34376 Immenhausen  
Germany

Tel.: +49 5673 999-02

sales.aqua@sera-web.com

### sera HYDROGEN GmbH

sera-Straße 1  
34376 Immenhausen  
Germany

Tel.: +49 5673 999-04

sales.hydrogen@sera-web.com

### sera Technology Austria GmbH

Gewerbestraße 5  
4774 St. Marienkirchen bei Schärding  
Austria

Tel.: +43 771 131 7770

sales.at@sera-web.com

### sera Technology Swiss GmbH

Altenmatteweg 5  
4144 Arlesheim  
Switzerland

Tel.: +41 615 114 260

sales.ch@sera-web.com

### sera Tecnología Iberia S.L.

Calle Cocentaina n°8,  
03420 Castalla (Alicante)  
Spain

Tel: +34 666 024 388

sales.es@sera-web.com

### sera Technology UK Ltd.

Unit 5, Granary Wharf Business Park  
Wetmore Road, Burton upon Trent  
Staffordshire DE14 1DU  
United Kingdom

Tel.: +44 1283 753 400

sales.uk@sera-web.com

### sera Technology SA (PTY) Ltd.

Unit 3-4, Airborne Park  
Cnr Empire & Taljaard Str Bartletts  
Boksburg, 1459 Gauteng  
South Africa

Tel.: +27 113 975 120

sales.za@sera-web.com

### sera Technology Italia

Milan  
Italy

Tel.: +39 340 81 92 744

sales.it@sera-web.com

### sera Technology MENA

Dubai  
UAE

Tel.: +971 589 287 559

sales.mena@sera-web.com

[www.sera-web.com](http://www.sera-web.com)

